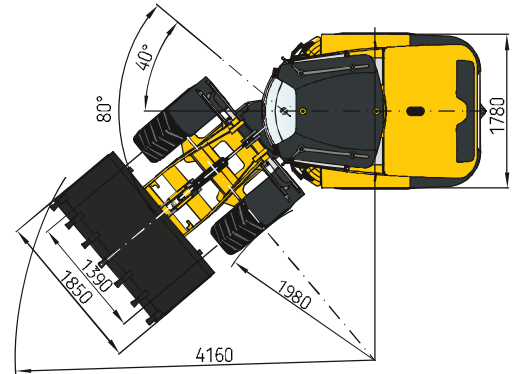
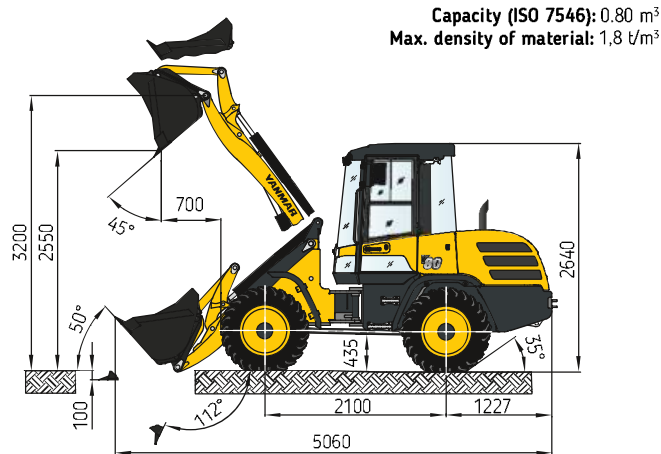


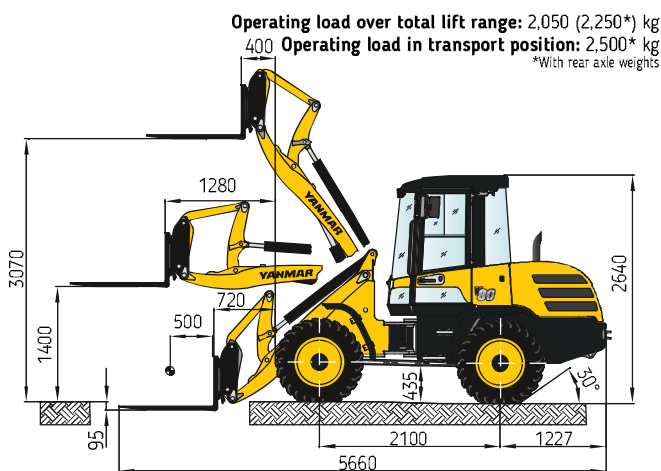
# DIMENSIONS



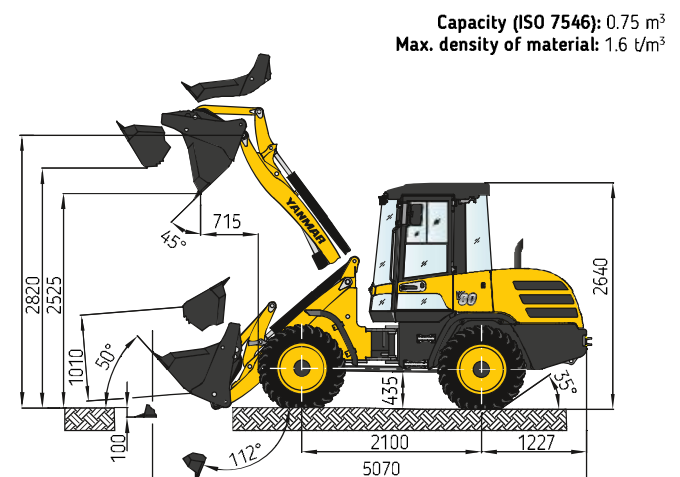
## GENERAL-PURPOSE BUCKET



## FORK LIFT ATTACHMENT



## MULTI-PURPOSE BUCKET



## BUCKET TYPE

	Contents	Density	Width	Dump height
General-purpose bucket, quick-attach system (QAS), teeth	0,80 m <sup>3</sup>	1,8 t/m <sup>3</sup>	1850 mm	2550 mm
General-purpose bucket, QAS, bolt-on cutting edge	0,80 m <sup>3</sup>	1,8 t/m <sup>3</sup>	1850 mm	2510 mm
Earth bucket, QAS, teeth	0,90 m <sup>3</sup>	1,6 t/m <sup>3</sup>	1850 mm	2485 mm
Earth bucket, QAS, bolt-on cutting edge	0,90 m <sup>3</sup>	1,6 t/m <sup>3</sup>	1850 mm	2445 mm
Light-material bucket, bolt-on cutting edge	1,00 m <sup>3</sup>	1,2 t/m <sup>3</sup>	1850 mm	2435 mm
Light-material bucket, bolt-on cutting edge	1,20 m <sup>3</sup>	0,8 t/m <sup>3</sup>	1950 mm	2395 mm
Multi-purpose bucket, QAS	0,75 m <sup>3</sup>	1,6 t/m <sup>3</sup>	1850 mm	2525 mm
Multi-purpose bucket, QAS, bolt-on cutting edge	0,75 m <sup>3</sup>	1,6 t/m <sup>3</sup>	1850 mm	2485 mm
Side-dump bucket, QAS, without teeth	0,70 m <sup>3</sup>	1,8 t/m <sup>3</sup>	1850 mm	2450 mm
High-tip bucket, QAS, without teeth	0,70 m <sup>3</sup>	1,2 t/m <sup>3</sup>	1850 mm	3540 mm
Quarry bucket, QAS	0,70 m <sup>3</sup>	1,8 t/m <sup>3</sup>	1850 mm	2530 mm

## EXAMPLES OF MATERIAL DENSITIES

Granite, basalt, sand (damp), gravel (damp), slate: 1.8 – 2.2 t/m<sup>3</sup> – Topsoil, clay, mineral coal: 1.1 – 1.6 t/m<sup>3</sup>

Sandstone, gypsum, limestone, soil (damp), sand (dry), gravel (dry): 1.5 – 1.8 t/m<sup>3</sup> – Wood chips (dry), compost, coke: 0.2 – 1.0 t/m<sup>3</sup>

**PROVISIONAL**

# SPECIFICATIONS

## [ OPERATING DATA, STANDARD EQUIPMENT ]

Operating weight (ISO 6016)	4 900 kg
Tipping load, straight (ISO 14397-1)	3 770 kg
Tipping load, articulated (ISO 14397-1)	3 330 kg
Total length, bucket on ground	4 780 mm
Total width	1 700 mm
Turning radius at outside bucket edge	3 870 mm
Wheelbase	1 950 mm
Total height (top of cab)	2 610 mm

## [ ENGINE ]

Manufacturer, model	Deutz, TCD 2.9 L4
Type	Turbo diesel engine with intercooler, exhaust-gas optimised EU Stage III B, EPA TIER IV final
Combustion	4-stroke cycle, Common Rail injection
Number of cylinders	4 in line
Displacement	2 900 cm <sup>3</sup>
Net power rating at 2,200 rpm (ISO 14396)	45 kW (61 HP)
Max. torque	240 Nm at 1 600 rpm
Cooling system	Water

## [ ELECTRICAL SYSTEM ]

Nominal voltage	12 V
Battery	12 V / 77 Ah / 760 A (DIN-EN50342)
Generator	14 V / 95 A
Starter	12 V / 2,6 kW (3,5 CV)
Cold-starting aid	Glow plugs 12 V
Lighting system in compliance with StVZO and European standards, halogen H7 headlamps, 2 working floodlights front	

## [ POWER TRANSMISSION ]

Hydrostatic drive, closed circuit, independent from loader hydraulics. Perfected driving automatics, automatic optimisation and adjustment of drawbar pull and speed. Hydraulic motor power shift providing two speed ranges. Infinitely variable speed control forward and reverse. 4-wheel drive from reduction gear on rear axle via cardan shaft to front axle.

Inch-brake-drive pedal for sensitive driving and stopping at high rpm.

2 speed ranges:	"Low"	0-4 km/h
	"High"	0-20 km/h
4 speed ranges (high-speed version optional):	"Low"	0-5 / 0-10 km/h
	"High"	0-16 / 0-36 km/h

## [ AXLES ]

Front: Rigid planetary final drive axle, centre-mounted disc brake. Limited slip-type differential 35%.

Rear: Oscillating (with cushioning) planetary final drive axle, with integrated reduction gear. Limited slip-type differential 35%.

Angle of oscillation  $\pm 10^\circ$

## [ BRAKES ]

Service brake: Hydraulically actuated centre-mounted disc brake, acting on all 4 wheels via 4-wheel drive.

Auxiliary brake: Hydrostatic through closed-circuit travel drive.

Parking brake: Mechanically actuated centre-mounted disc brake on front axle.

## [ TIRES ]

Standard	405/70 R 18 SPT9 Dunlop
----------	-------------------------

**PROVISIONAL**

# SPECIFICATIONS

## [ STEERING ]

Articulated steering, fully hydraulic, 1 steering cylinder with final positioning damping on both sides, oil supply via Load-Sensing priority valve, quick and easy steering even at engine idle-running speed.

Total steering angle	80°
----------------------	-----

## [ FLUID CAPACITIES ]

Fuel tank	75 l
-----------	------

Hydraulic system (incl. tank)	55 l
-------------------------------	------

## [ NOISE LEVEL ]

Sound pressure level (LpA) in cab	75 dB(A)
-----------------------------------	----------

Sound power level (LWA) around the machine according to 2000/14/EC	101 dB(A)
--	-----------

## [ HYDRAULIC SYSTEM ]

Pump capacity	64 l/min
---------------	----------

Working pressure	250 bar
------------------	---------

Control unit: Proportional hydraulic valve with 3 control circuits, supplying work functions "Lift / Lower", "Dump / Tilt-back with high-speed control" and "3<sup>rd</sup> control circuit (1<sup>st</sup> additional control circuit)". Simultaneous, independent control of all movements.

Hydraulic cylinders: 1 lifting cylinder, 1 tilt cylinder, all dual-action

The thermostatically controlled oil circuit ensures that the oil temperature is promptly reached and avoids overheating. Return filter installed in hydraulic tank allows for eco-friendly replacement of filter elements

Control for 3<sup>rd</sup> control circuit, electro-proportional, oil flow limitation via machine function display, continuous operation. Installation on loader frame incl. couplings

Hydraulically switchable float position by overdriving the pressure point "Lower" on the joystick, electrically switchable continuous operation function

Single, four-way control lever (joystick) with integrated direction-of-travel switch and switch for additional control circuit.

## [ LOADER FRAME ]

Loader installation featuring true parallel linkage and integrated mechanical (optionally hydraulic) quick-attach system.

General-purpose bucket (ISO 7546)	0,80 m <sup>3</sup>
-----------------------------------	---------------------

Lift capacity at ground level (ISO 14397-2)	48 kN
---	-------

Breakout force at bucket edge (ISO 14397-2)	45,9 kN
---	---------

## [ FORK LIFT ATTACHMENT ]

Operating load over the total lift and steering range	2 900 (3 100*) kg
---	-------------------

Operating load in transport position	approx. 300 mm above ground level, total steering range
--------------------------------------	---

Width of fork carrier	1 240 mm
-----------------------	----------

Length pallet forks (100 x 45 mm)	1 100 mm
-----------------------------------	----------

Stability factor	1,25
------------------	------

Operating load determined acc. to ISO 14397-2 and EN ISO 474-3 on level ground = 80 % of tipping load

## [ CAB ]

Rubber-mounted full-vision steel cab, ROPS (EN ISO 3471) and FOPS\*\* (EN ISO 3449) certified.

Cab featuring two doors, electric windscreen intermittent wipers and washer (front and rear), tinted panoramic safety glass, sliding window on left-hand side.

Driver's seat MSG85 (standard version) with hydraulic cushioning, weight-adjustable, longitudinal and height adjustment and lap belt in compliance with ISO 7096 and ISO 6683.

Cab heating by engine coolant heat exchanger with 3-speed heater fan (choice fresh air/recirculating air) and windscreen defroster, front and rear.

Steering wheel with height and tilt adjustment.

Air conditioning and radio pre-installation.

\*With rear axle weights / \*\*FOPS-approved only with skylight guard (optional)

**PROVISIONAL**



# OPTIONAL EQUIPMENT

## [ OPTIONS ]

### TIRES

405/70 R 18 EM 01 Mitas | 340/80 R 18 TRI2 Nokian | 340/80 R 20 XMCL Michelin | 335/80 R 20 MPT E-70 Conti | 400/70 R 20 IT520 Goodyear | 405/70 R 20 SPT9 Dunlop | 405/70 R 20 EM01 Mitas | 500/45-20 J331 Alliance ((wide tires)) | Non-standard tires available on request

### FRONT ATTACHMENTS

General-purpose bucket\* 0,80 m<sup>3</sup> | Earth bucket\* 0,90 m<sup>3</sup> | Light-material bucket\* 1,00 m<sup>3</sup> | Light-material bucket\* 1,20 m<sup>3</sup> | Side-dump bucket\* 0,70 m<sup>3</sup> | High-tip bucket\* 0,70 m<sup>3</sup> | Multi-purpose bucket\* | Quarry bucket 0,75 m<sup>3</sup> | Compost bucket 0,95 m<sup>3</sup> | Front ripper with 4 prongs | Fork lift attachment: Fork carrier, 1,240 mm wide | Forks, 1 100 mm, 100 x 45 mm | Forks, 1 200 mm, 100 x 45 mm | Forks, 1 500 mm, 100 x 45 mm | Forks 1 120 mm, 120 x 50 mm, foldable (StVZO approval possible) | Forks 1 200 mm, 120 x 50 mm, foldable (StVZO approval possible) | Load hook, attachable on fork arms | Load hook, integrated in quick-attach system | Broom bucket | Snow blade

### DRIVER'S STAND

Operator's seat MSG 85 (comfort version), hydraulic damping, extra-high backrest, weight-adjustable, lap belt | Air-cushioned operator's seat MSG 95 (premium version) with orthopedic lumbar support, extra-high backrest, adjustable armrests, headrest, seat and backrest heating | Engine-independent diesel heater with timer Fire extinguisher

### DIESEL ENGINE

Diesel engine with diesel particulate filter (DPF) | Guard for fan wheel

### HYDRAULIC SYSTEM

4th control circuit, Fingertip' control, (electro-proportional control) and installation on lift frame incl. couplings and continuous operation e.g. for attachments with 2 hydr. functions | 4th control circuit, High-Flow, 115 l/min, 180 bar, (electro-proportional control) and installation on lift frame incl. couplings | 4th control circuit, single-acting, Fingertip' control, (electro-proportional control) with pressureless return and installation at rear-end | Hydraulic outlet for front hand-held hammer, with flow divider | Open return, on lift frame Bypass filter Kleenoil

### QUICK-ATTACH SYSTEMS

Quick-attach system, hydraulic | Quick-attach system, hydraulic (Atlas) | Hydraulic installation for hydraulic quick-attach system

### CAB

FOPS-skylight guard | Yellow beacon | Right-hand door with sliding window | Radio installation kit | Working floodlight, rear | Air-conditioning

### OTHER OPTIONAL EQUIPMENT

High-speed version 36 kph | Anti-theft device (immobiliser) | Filling with biodegradable hydraulic oil, esterbased, BIO-E-HYD-HEES | Special creep versions available on request | Electrical tank refilling pump | Rear axle weights, approx. 260 kg | Pilot-controlled hose-rupture valves for lift and tilt cylinders | Quick couplers (flat face) for 3<sup>rd</sup> control circuit on lift frame | Back-up alarm for reverse travel | Ride control system | Central lubrication system Battery disconnecter | Trailer coupling (Rockinger) | Acceptance as agricultural or forestry tractor | Manual throttle, transmission deactivated | Further optional equipment available on request

\*Optionally with bolt-on cutting edge

**PROVISIONAL**