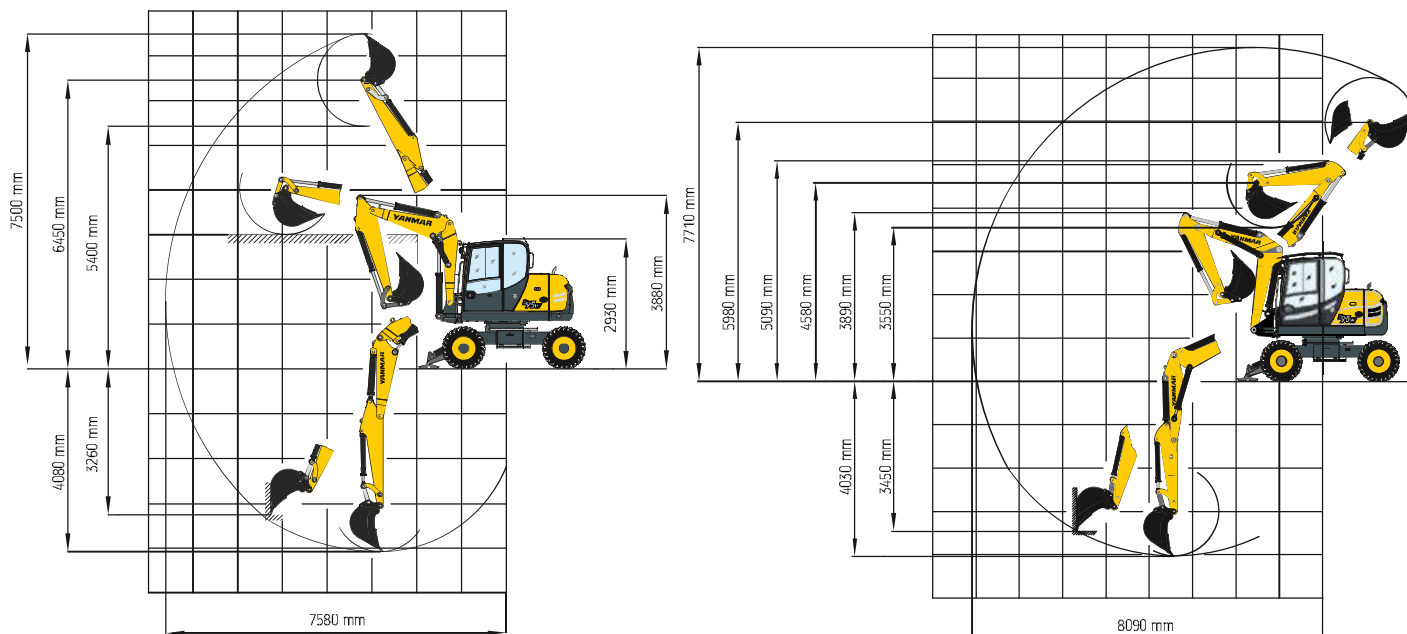


SPECIFICATIONS



WORKING RANGES & DIMENSIONS: TWO-PIECE ARTICULATED BOOM



LIFTING CAPACITIES

Height		Load radius from center of ring gear							
TPA boom		3,0 m		4,0 m		5,0 m		6,0 m	
		longt.	transv.	longt.	transv.	longt.	transv.	longt.	transv.
3,0 m	S	-	-	2,39	1,99	1,67	1,44	1,54	1,00
	T	-	-	1,83	1,90	1,31	1,35	0,87	0,94
1,5 m	S	3,74	2,85	2,23	1,89	1,91	1,35	1,91	0,97
	T	2,59	2,72	1,67	1,79	1,17	1,26	0,84	0,90
0 m	S	4,34	2,80	2,61	1,73	1,98	1,26	1,59	0,95
	T	2,37	2,60	1,54	1,64	1,10	1,19	0,80	0,87
- 1,0 m	S	4,54	2,63	2,81	1,71	2,14	1,22	1,42	0,90
	T	2,30	2,49	1,47	1,59	1,06	1,14	0,78	0,85
Height		Load radius from center of ring gear							
Circular boom		3,0 m		4,0 m		5,0 m		6,0 m	
		longt.	transv.	longt.	transv.	longt.	transv.	longt.	transv.
3,0 m	S	5,50	3,20	3,20	1,90	2,30	1,40	1,90	0,90
	T	2,90	3,10	1,60	1,80	1,20	1,30	0,80	0,90
1,5 m	S	5,10	2,90	3,80	1,80	2,60	1,30	1,90	0,90
	T	2,60	2,70	1,70	1,80	1,10	1,20	0,70	0,90
0 m	S	5,80	2,40	2,90	1,70	2,50	1,20	2,00	0,80
	T	2,10	2,30	1,50	1,60	0,90	1,10	0,70	0,80
- 1,0 m	S	5,60	2,30	2,90	1,50	2,00	1,10	1,60	0,80
	T	2,00	2,20	1,30	1,50	1,00	1,10	0,70	0,80

All values in tons (t) were determined acc. to ISO 10567 and include a stability factor of 1.33 or 87% of the hydraulic lifting capacity. All values were determined with load hook. With bucket attached, the weight difference between bucket and load hook must be deducted from the permissible operating loads. When used for load hook applications, excavators must be equipped with hose-rupture valves and overload warning device in compliance with EN 474-5. Working equipment: TPA boom, dipperstick 2000 mm / circular boom, dipperstick 1650 mm; twin tires.
Abbreviations: S = Supported by blade, T = Traveling

DIMENSIONS

Fig. 1:
Transport position

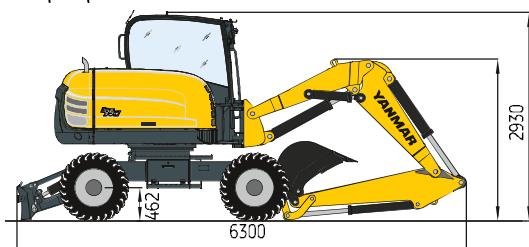


Fig. 2:
Working envelope

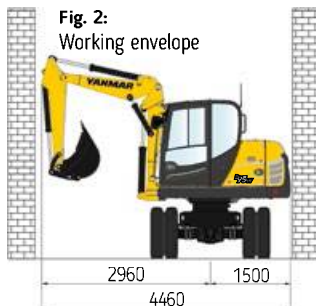
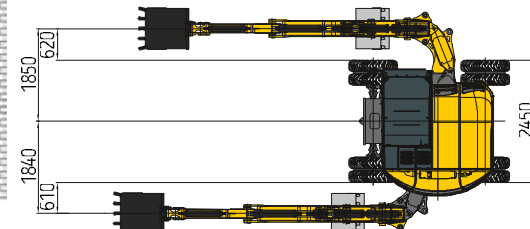


Fig. 3:
Offset boom



PROVISIONAL

SPECIFICATIONS

[ENGINE]

Manufacturer, model	Deutz, TCD3.6 L4
Type	4-cylinder turbo diesel engine with intercooler, EU Stage IV / Tier 4 Final
Combustion	4-stroke cycle, Common Rail injection
Displacement	3 600 cm ³
Power rating acc. to ISO 9249 at 2000 rpm	74,4 kW (101 hp)
Torque	410 Nm a 1 600 rpm ⁻¹
Cooling system	Water

[ELECTRICAL SYSTEM]

Nominal voltage	12 V
Battery	12 V / 135 Ah
Generator	14 V / 95 Ah
Starter	12 V / 4,0 kW

[TRANSMISSION]

Hydrostatic travel drive, closed circuit, with automatic adjustment of drawbar pull and speed, independent from working hydraulics. 4-wheel drive from reduction gear on front axle via cardan shaft to rear axle. Infinitely variable speed control forward and reverse.

2 speed ranges	"Low"	0-6 km/h
	"High"	0-20 km/h
4 speed ranges (high-speed version optional):	"Low"	0-6 / 0-19 km/h
	"High"	0-11 / 0-36 km/h

[AXLES]

Front: oscillating planetary drive axle, oscillating angle	11,5°.
Rear: rigid planetary drive axle	

[TIRES]

Standard 8.25-20, 12 PR twin tires

[BRAKES]

Service brake: Hydraulic pump accumulator two-circuit brake, acting on oil-immersed multi-disc brakes of front and rear axle.
Excavator brake: Acting on front and rear axle due to lockable service brake.
Auxiliary brake: Hydrostatic travel drive in closed circuit acting as non-wearing auxiliary brake.
Parking brake: Hydraulic spring-loaded brake, electrically actuated.

[STEERING]

Fully hydraulically controlled front axle with integrated steering cylinder	
Max. steering angle	32°

[OPERATING DATA, STANDARD EQUIPMENT]

Operating weight (monobloc / TPA / circular boom) acc. to ISO 6016	9 100 / 9 300 / 9 500 kg
Total length, travel position (monobloc / TPA / circular boom)	5 380 / 5 520 / 5 370 mm
Total height (travel position)	3 950 mm
Transport dimensions:	6 520 x 2 930 mm
Monobloc / TPA / Circular boom (L x H)	6 120 x 2 930 mm
	6 680 x 2 930 mm
Total width (twin tires)	2 450 mm
Total height (top of cab)	2 930 mm
Tread width	1 942 mm
Wheelbase	2 240 mm
Ground clearance below cardan shaft	400 mm
Turning radius	6 700 mm
Uppercarriage tailswing	1 500 mm
Uppercarriage frontswing (monobloc / TPA / circular boom)	2 960 mm
Working envelope 180°	4 510 mm
Working envelope 360°	6 090 / 5 920 / 3 330 mm
Arm digging force acc. to ISO 6015 (TPA / circular boom)	42,6 kN
Bucket digging force acc. to ISO 6015	53,2 kN

[HYDRAULIC SYSTEM]

Travel hydraulics: Closed circuit, independent from working hydraulics.

Pump capacity, max.	112 l/min
Working pressure, max.	420 bar
Working hydraulics: Axial-piston variable displacement pump with load sensing, coupled with a load independent flow sharing (LUDV). Simultaneous, independent control of all movements. Sensitive maneuvers irrespective of loads.	
Max. pump capacity	142 l/min
Working pressure, max.	280 bar

The thermostatically controlled oil circuit ensures that the oil temperature is promptly reached and avoids overheating. Hydraulically actuated reversible fan. Return filter installed in oil tank allows for eco-friendly replacement of filter elements.

Triple gear pump for all positioning movements, pivoting of uppercarriage and for hydrostatic fan	
Pump capacity, max.	78 + 38 l/min
Working pressure, max	230 bar
Control circuit for work attachments, proportionally operated: Pump capacity, adjustable 20 – 100 l/min	
Working pressure, max	280 bar
Two servo-assisted joystick controls (ISO) for excavator operations	

PROVISIONAL

SPECIFICATIONS



[SWING SYSTEM]

Hydrostatic drive with 2-stage planetary gear and axial piston fixed displacement motor, also acts as wear-resistant brake. In addition, spring-loaded multi-disc brake acting as parking brake

Swing speed	0-10 rpm
-------------	----------

[KNICKMATIK®]

Lateral parallel adjustment of boom arrangement at full dig depth

Angle of articulation / lateral adjustment left	53° / 870 mm
---	--------------

Angle of articulation / lateral adjustment right	67° / 990 mm
--	--------------

[FLUID CAPACITIES]

Fuel tank	190 l
-----------	-------

Hydraulic system (incl. tank)	190 l
-------------------------------	-------

[CAB]

Spacious, sound-insulated full-vision steel cab (ROPS certified).

Sliding window in cab door.

Safety glass windows, thermo windows tinted in green.

Skylight thermo window, bronze tinted.

Panoramic rear window.

Front window supported by pneumatic springs, slidable under cab roof.

Ventilation position by tilting the front window. Windshield washer system.

Storage compartment. Preparation for radio installation. Left-hand outside rear-view mirror.

Cab heating with front window defroster by coolant heat exchanger with stepless fan.

Fresh air and recirculating air filters.

Operator's seat MSG 85 (comfort version), hydraulic damping, extra-high backrest, tilt-adjustable armrests, longitudinal-horizontal suspension, mechanical lumbar support. Lap belt.

Rear view camera Instrument panel on the right-hand side of the operator's seat with visual & acoustic warning device, hour-meter and safety module.

Working floodlights Halogen H-3.

Sound power level (LWA) around the machine 100 dB (A)

Sound pressure level (LpA) in cab 72 dB (A)

Sound level values measured in compliance with Directive 2000/14/EC and EN474.

Effective values of acceleration for whole body less than 0.5 m/s²

Effective values of acceleration for hand-arm less than 2.5 m/s²

Vibration values in compliance with Directive 2006/42/EC and EN474.

[WORK ATTACHMENTS]

BUCKETS

Bucket, QAS, light material, without teeth 300 mm wide, capacity 87 l | Bucket, QAS, light material, without teeth 400 mm wide, capacity 127 l | Bucket, QAS, light material, without teeth 600 mm wide, capacity 212 l | Bucket, QAS 300 mm wide, capacity 87 l | Bucket, QAS 400 mm wide, capacity 127 l | Bucket, QAS 500 mm wide, capacity 169 l | Bucket, QAS 600 mm wide, capacity 212 l | Bucket, QAS 800 mm wide, capacity 303 l | Bucket, QAS 900 mm wide, capacity 348 l | Ditch-cleaning bucket, QAS 1250 mm wide, capacity 251 l | Ditch-cleaning bucket, QAS 1500 mm wide, capacity 305 l | Swing bucket, QAS 1500 mm wide, capacity 305 l

OTHER WORK ATTACHMENTS

Ripper tooth / QAS (1 tooth) Auger | Hydraulic hammer | Quick-hitch adapter for hydraulic hammer | Rototilt RT30 Bolt-on load hook for bucket rod | Fork carrier, 1240 mm wide Forks, 1100 mm long, 100 x 45 mm | Further work attachments available on request

PROVISIONAL



SPECIFICATIONS

[OPTIONAL EQUIPMENT]

BOOM OPTIONS

TPA boom, with dipperstick 2200 mm | Circular boom, with dipperstick 1650 mm | Monobloc boom, offset boom 850 mm, with dipperstick 2000 mm

TIRES

365/70 R 18 MPT E-70 Conti (single tires) | 500/45-20 (single wide tires) | 500/45-20 (twin tires)

HYDRAULIC SYSTEM

Open return Biodegradable hydraulic oil / ester-based HLP 68 (Panolin) | Fingertip' control incl. second additional control circuit on left joystick | Fingertip' control incl. third additional control circuit on left joystick | Hose-rupture / load-retaining valve for dipperstick (monobloc boom) | Hose-rupture / load-retaining valve for dipperstick and intermediate boom (TPA and circular boom) | Float position - dozer blade | Bucket control changeover in case of forklift operation | Conversion from ISO controls to SAE controls | Bypass filter

OPERATOR'S STAND

Operator's seat MSG 95 (premium version), air damping, extra-high backrest and tilt-adjustable armrests, longitudinal-horizontal suspension, seat and backrest heating, pneumatic lumbar support. | Klimatronic Thermoelectric cooler

DIESEL ENGINE

Diesel particulate filter | Automatic idle

CAB

Lighting package: 1 double beam working floodlight - cab-mounted rear center, 1 working floodlight cab-mounted - front right | Roof protective grating, FOPS certified | Yellow rotating beacon | Radio set installation kit | Sliding window on right-hand side.

OPTIONAL SUPPORT/DOZER SYSTEMS

Rear support blade, 2460 mm wide (with twin and wide tires) | Rear support blade, 2290 mm wide (with single tires) | Outrigger plates, flat, oscillating | Outrigger plates, rubber-coated, oscillating | Front dozer blade, 2460 mm wide (twin tires) or 2290 mm wide (single tires)

OTHER OPTIONAL EQUIPMENT

Four-wheel steering switchable from four-wheel to crab steering | Working floodlight boom-mounted, left or right | Quick-hitch system, mechanical, type MS08 | Quick-hitch system, hydraulic, type HS08 | Anti-theft device (immobilizer) | Approval package for the high-speed version | Additional tool box Engine-independent diesel heater with fresh air circulation and timer | Steering change-over in case of blade operation Electrical refueling pump | Additional rear weight, 365 kg | Special coating / adhesive films | Working floodlights, LED version | Further optional equipment available on request

PROVISIONAL