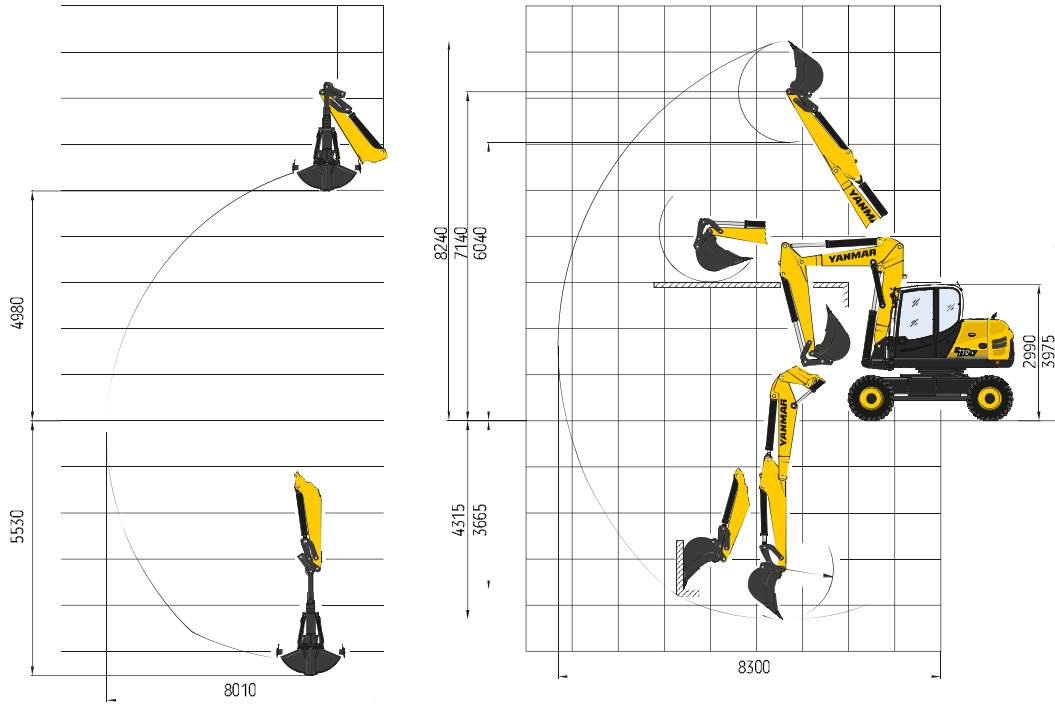


# SPECIFICATIONS



## WORKING RANGES & DIMENSIONS: TWO-PIECE ARTICULATED BOOM (MM)



## LIFTING CAPACITIES

Height		Load radius from center of ring gear											
		3,0 m		4,0 m		5,0 m		6,0 m		7,0 m		7,1 m	
TPA boom 2000 mm		End	Side	End	Side	End	Side	End	Side	End	Side	End	Side
3,0 m	S	-	-	3,11	2,63	2,44	1,91	2,39	1,31	1,98	0,92	-	-
	T	-	-	2,56	2,40	1,76	1,71	1,28	1,18	0,92	0,83	-	-
1,5 m	S	4,91	3,87	3,11	2,51	2,72	1,79	2,71	1,25	1,94	0,89	1,89	0,83
	T	3,88	3,54	2,51	2,30	1,77	1,62	1,20	1,13	0,83	0,78	0,80	0,74
0 m	S	6,50	3,60	3,88	2,36	3,00	1,68	2,57	1,22	1,79	0,88	1,79	0,85
	T	3,65	3,31	2,35	2,21	1,65	1,54	1,18	1,12	0,84	0,79	0,82	0,76
- 0,9 m	S	7,26	3,43	4,25	2,16	3,34	1,50	2,51	1,11	1,77	0,86	-	-
	T	3,43	3,25	2,27	2,04	1,59	1,43	1,15	1,03	0,87	0,81	-	-

All values in tons (t) were determined acc. to ISO 10567 and include a stability factor of 1.33 or 87% of the hydraulic lifting capacity. All values were determined with load hook. If a bucket is attached, the difference weights bucket minus load hook must be deducted from the permissible payloads. When used for load hook applications, excavators must be equipped with hose-rupture valves and overload warning device in compliance with EN 474-5. Working equipment: Two-piece articulated boom, twin tires, dipperstick 2000 mm  
Abbreviations: S = Supported by blade, T = Traveling

## DIMENSIONS

Fig. 1: Excavation within the entire width of the machine

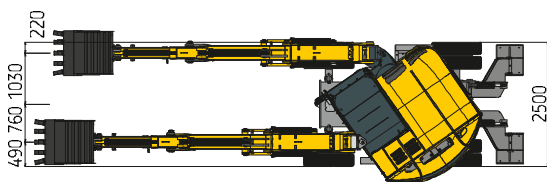


Fig. 2: Working envelope

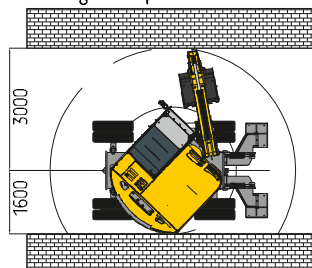
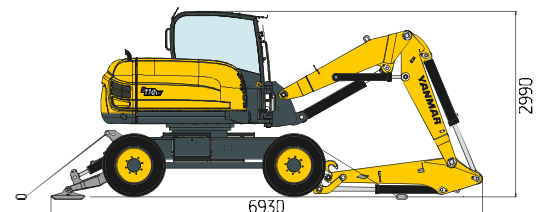


Fig. 3: Transport position



PROVISIONAL

# SPECIFICATIONS

## [ ENGINE ]

Manufacturer, model	Deutz, TCD3.6 L4
Typ	4-cylinder turbo diesel engine with intercooler, EU Stage IV / Tier4 Final
Combustion	4-stroke cycle, Common Rail injection
Displacement	3 600 cm <sup>3</sup>
Net power rating at 2000 rpm (ISO 9249)	85 kW (116 HP)
Torque	400 Nm at 1600 rpm
Cooling system	Water

## [ ELECTRICAL SYSTEM ]

Nominal voltage	12 V
Battery	12 V / 135 Ah
Generator	14 V / 95 Ah
Starter	12 V / 3,1 kW

## [ TRANSMISSION ]

Hydrostatic travel drive in closed circuit with automatic adjustment of drawbar pull and speed irrespective of the working hydraulics.

4-wheel drive from reduction gear on front axle via cardan shaft to rear axle. Infinitely variable speed control forward and reverse

2 speed ranges:	"Low"	0-6 km/h
	"High"	0-20 km/h

## [ AXLES ]

Front: oscillating planetary drive axle	oscillating angle 13°
Rear rigid planetary drive axle	

## [ TIRES ]

Standard 9.00-20, 14 PR twin tires

## [ BRAKES ]

Service brake: Hydraulic pump accumulator two-circuit brake, acting on oil-immersed multi-disc brakes of front and rear axle.

Excavator brake: Acting on front and rear axle due to lockable service brake.

Auxiliary brake: Hydrostatic travel drive in closed circuit acting as non-wearing auxiliary brake.

Parking brake: Hydraulic spring-loaded brake, electrically actuated.

## [ STEERING ]

Fully hydraulically controlled front axle with integrated steering cylinder.

Max. steering angle	30°
---------------------	-----

## [ OPERATING DATA, STANDARD EQUIPMENT ]

Operating weight (two-piece articulated boom "TPA") acc. to ISO 6016	11 000 kg
Total length, travel position (TPA boom)	5 860 mm
Total height, travel position (TPA boom)	3 975 mm
Transport dimensions: TPA boom (L x H)	6 800 x 2 990 mm
Total width (twin tires)	2 500 mm
Total height (top of cab)	2 990 mm
Tread width	1 942 mm
Wheelbase	2 570 mm
Ground clearance below cardan shaft	440 mm
Turning radius	7 200 mm
Uppercarriage tailswing	1 600 mm
Uppercarriage frontswing	3 000 mm
Working envelope 180°	4 600 mm
Working envelope 360°	6 000 mm
Digging force (bucket) acc. to ISO 6015	72 kN
Digging force (arm) acc. to ISO 6015	58,5 kN

## [ HYDRAULIC SYSTEM ]

Travel hydraulics: Closed circuit, independent from working hydraulics

Pump capacity, max. 180 l/min

Working pressure, max. 420 bar

Working hydraulics: Axial-piston variable displacement pump with load sensing, coupled with a load independent flow sharing (LUDV).

Simultaneous, independent control of all movements. Sensitive maneuvers irrespective of loads.

Pump capacity, max. 190 l/min

Working pressure, max. 330 bar

The thermostatically controlled oil circuit ensures that the oil temperature is promptly reached and avoids overheating.

Hydraulically driven fan with reversing function. Return filter installed in oil tank allows for eco-friendly replacement of filter elements.

Triple gear pump for all positioning, swing movements and hydrostatic fan.

Pump capacity, max. 38 + 38 + 38 l/min

Working pressure, max. 230 bar

Control circuit for work attachments (proportionally operated):

Pump capacity, adjustable 20 - 130 l/min

Working pressure, max. 300 bar

Two servo-assisted joystick controls (ISO) for excavator operations

# SPECIFICATIONS



## [ SWING SYSTEM ]

Hydrostatic drive with 2-stage planetary gear and axial piston fixed displacement motor, also acts as wear-resistant brake.

In addition, automatically controlled spring-loaded multi-disc brake acting as parking brake.

Swing speed	0-10 tr/min
-------------	-------------

## [ KNICKMATIK® ]

Lateral parallel adjustment of boom arrangement at full dig depth.

Angle of articulation / lateral adjustment left	54° / 760 mm
---	--------------

Angle of articulation / lateral adjustment right	54° / 1 030 mm
--	----------------

## [ FLUID CAPACITIES ]

Fuel tank	210 l
-----------	-------

AdBlue tank	10 l
-------------	------

Hydraulic system (incl. tank 60 l)	190 l
------------------------------------	-------

## [ CAB ]

Spacious, sound-insulated full-vision steel cab (ROPS certified). Sliding window in cab door.

Safety glass windows, thermo windows tinted in green. Skylight thermo window, bronze tinted.

Panoramic rear window.

Front window supported by pneumatic springs, lockable for ventilation and slidable under cab roof. Windshield washer system. Storage compartment. Preparation for radio installation. Left-hand outside rear-view mirror.

Cab heating with windshield defroster through coolant heat exchanger with continuous fan. Fresh air and recirculating air filters. Rearview camera

Operator's seat MSG 85 (comfort version), hydraulic damping, extra-high backrest, tilt-adjustable armrests, longitudinal-horizontal suspension, mechanical lumbar support. Lap belt.

Instrument panel on the right hand side of the operator's seat with visual & acoustic warning device, hour-meter and safety module.

Working flood lights Halogen H-3.

Sound power level LWA 100 dB (A)

Sound pressure level LpA 74 dB (A)

Sound level values measured in compliance with Directive 2000/14/EC and EN474.

Effective values of acceleration for whole body less than 0.5 m/s<sup>2</sup>

Effective values of acceleration for hand-arm less than 2.5 m/s<sup>2</sup>

Vibration values in compliance with Directive 2006/42/EC and EN474

## [ WORK ATTACHMENTS ]

### BUCKETS

Bucket, QAS 400 mm wide, capacity 149 l | Bucket, QAS 500 mm wide, capacity 200 l | Bucket, QAS 600 mm wide, capacity 254 l | Bucket, QAS 700 mm wide, capacity 308 l | Bucket, QAS 800 mm wide, capacity 364 l | Bucket, QAS 900 mm wide, capacity 421 l | Bucket, QAS 1000 mm wide, capacity 477 l | Ditch-cleaning bucket, QAS 1500 mm wide, capacity 371 l | Swing bucket, QAS 1500 mm wide, capacity 371 l | Swing bucket, QAS 1800 mm wide, capacity 430 l

### GRABS

Clamshell grab GS 3325, grab swing brake set of shells 325 mm wide, capacity 150 l | Clamshell grab GS 3400, grab swing brake set of shells 400 mm wide, capacity 200 l | Clamshell grab GS 3500, grab swing brake set of shells 500 mm wide, capacity 250 l | Clamshell grab GS 3600, grab swing brake set of shells 600 mm wide, capacity 325 l | Ejector

### OTHER WORK ATTACHMENTS

Ripper tooth / QAS (1 tooth) Rototilt RT30 | Hydraulic hammer Quick-hitch adapter for hydraulic hammer | Auger Bolt-on load hook for bucket rod  
Fork carrier, 1240 mm wide Forks, 1100 mm long, 100 mm wide, 45 mm high | Further work attachments available on request

**PROVISIONAL**



# SPECIFICATIONS

## [ OPTIONAL EQUIPMENT ]

### BOOM OPTIONS

TPA boom, with dipperstick 1850 mm | TPA boom, with dipperstick 2000 mm | TPA boom, with dipperstick 2350 mm | Circular boom, with dipperstick 1650 mm | Mono boom, with dipperstick 2000 mm

### TIRES

600/40-22.5 TL Mitas (single wide-base tires) | 315/70 R 22.5 (twin tires)

### HYDRAULIC SYSTEM

Hydraulic installation for quick-hitch system | Biodegradable hydraulic oil / ester-based HLP 68 (Panolin) | Open return Float position - dozer blade | Fingertip' control incl. second additional control circuit on left joystick | Fingertip' control incl. third additional control circuit on left joystick | Switchover from ISO controls to SAE controls | Bucket control change-over (in case of forklift operation) | Hose-rupture / load-retaining valves for dipperstick and intermediate boom

### DRIVER'S STAND

Operator's seat MSG 95 (premium version), air damping, extra-high backrest and tilt-adjustable armrests, longitudinal-horizontal suspension, seat and backrest heating, pneumatic lumbar support | Climatronic Cooler, thermoelectric

### ENGINE

Diesel particulate filter (DPF) | Automatic idling system

### CAB

Lighting package: 1 double beam working floodlight - cab-mounted rear center, 1 working floodlight cab-mounted - front right | FOPS - skylight guard | Sliding window on right-hand side Yellow beacon

### OPTIONAL SUPPORT/DOZER SYSTEMS

Rear support blade, 2500 mm wide, incl. outrigger legs | Rear outrigger plates, flat, oscillating, incl. outrigger legs | Rear outrigger plates, rubber-coated, oscillating, incl. outrigger legs | Front dozer blade, 2500 mm wide, with installation and actuation

### OTHER OPTIONAL EQUIPMENT

Steering w/ switchover from 4WS to crab steering | Steering change-over in case of blade operation | Working floodlight boom-mounted, left or right | Working floodlight, LED-type | Quick-hitch system, mechanical, type MS08 | Quick-hitch system, hydraulic, type HS08 | Anti-theft device (immobilizer) | Approval package for high-speed version | Additional tool box | Engine-independent diesel heater with fresh air circulation and timer | Additional rear weight, 350 kg | Electrical refueling pump | Special coating / adhesive films | Further optional equipment available on request

**PROVISIONAL**